

FEATURES

- ✓ Low Phase Noise Performance
- ✓ SMD Construction
- ✓ Standard 5x3.2 mm Package
- ✓ Tape and Reel Compatibility


Temperature Controlled Crystal Oscillator

#blileytakesyoufurther

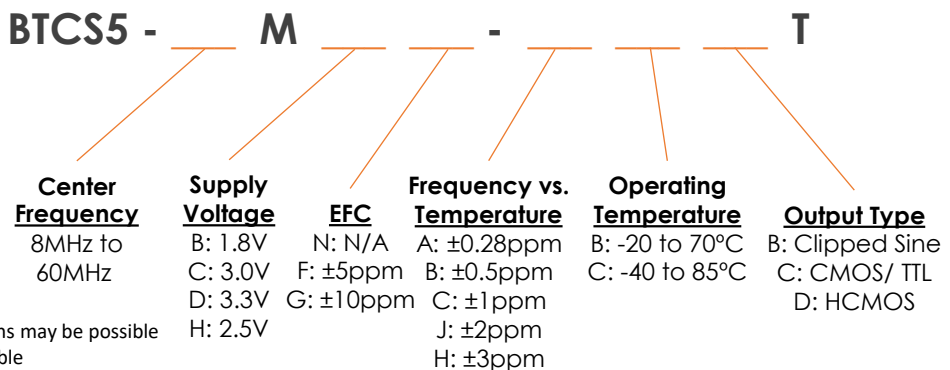
Description

Bliley TCVCXO's are capable of meeting Frequency vs. Temperature stabilities which rival traditional "Ovenized Oscillator" Technology. This coupled with design topologies meeting the harshest Mil-Standards makes Bliley TCXO's the choice of many system designers for mobile equipment.

Block Diagram



Part Number Configuration



*Not all combinations of options may be possible
**Other options may be available

Performance Specifications

Parameter	Conditions	Values			Unit
		MIN	TYP	MAX	
Frequency Range		8		60	MHz
Initial Frequency Tolerance ¹	Tested at +25°C			±2	ppm
Frequency Stability					
vs. Temperature	See options (max)	±0.28, ±0.5, ±1, ±2, ±3			ppm
vs. Load	10% Change			±0.3	ppm
vs. Supply Voltage	5% Change			±0.3	ppm
Aging					
1 st Year				±1.0	ppm
5 Years				±3	ppm
Supply Voltage (Vdd)	Option B	1.71	1.8	1.89	Vdc
	Option H	2.37	2.5	2.63	Vdc
	Option C	2.85	3.0	3.15	Vdc
	Option D	3.13	3.3	3.47	Vdc
Current Consumption			4	7	mA
Start-up Time			5		mSec
Electronic Frequency Control					
Voltage Range		0		Vdd	Vdc
Center Voltage			Vdd/2		Vdc
Frequency Range	See options (min)		±5, ±10		ppm
Slope			positive		
Input Impedance			100		kΩ
Linearity			10		%
Moisture Sensitivity Level	1				

1: Initial tolerance only applicable to parts without EFC/voltage control

DISCLAIMER: Bliley Technologies, Inc. reserves the right to make changes to the product(s) and/or information contained herein without notice. No liability is assumed as a result of their use or application. No intellectual property rights accompany the sale or delivery of any such product(s) or information.

Performance Specifications

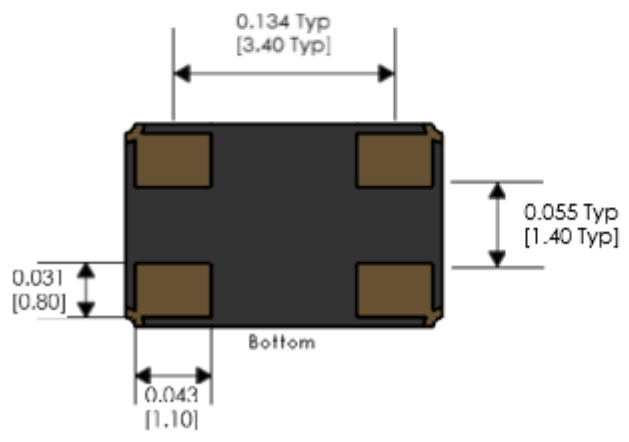
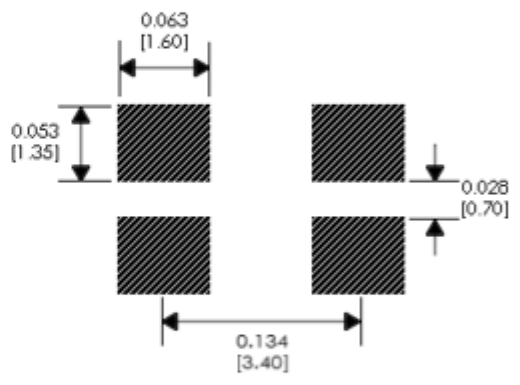
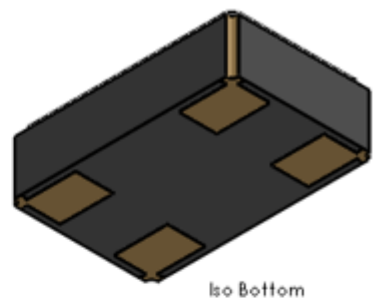
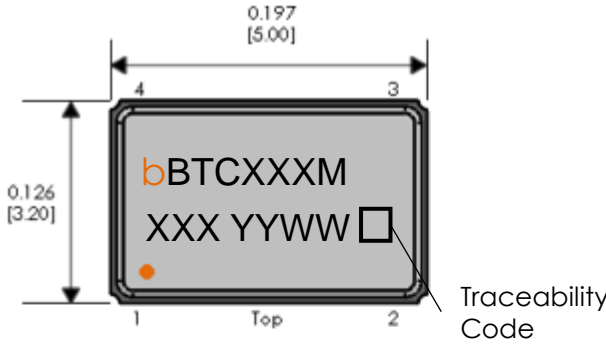
Parameter	Conditions	Values			Unit
Output Characteristics (CMOS/TTL)		MIN	TYP	MAX	
High Output Level	Logic "1"	90% Vdd			Vdc
Low Output Level	Logic "0"	10% Vdd			Vdc
Rise/Fall Time		10			nSec
Duty Cycle		45	50	55	%
Load		15			pF
Output Characteristics (Clipped-Sine)		MIN	TYP	MAX	
Output Level		0.8			Vpp
Load	±10%	10 KΩ//10 pf			

Parameter	Conditions	Values			Unit
Phase Noise		TYP			
Phase Noise (10 MHz)	Tested at +25°C				
	10Hz	-85			dBc/Hz
	100Hz	-120			dBc/Hz
	1kHz	-138			dBc/Hz
	10kHz	-142			dBc/Hz
	100kHz	-147			dBc/Hz

Environmental Compliance

Parameter	Conditions	Values			Unit
		MIN	TYP	MAX	
Operating Temperature	Option B	-20		+70	°C
	Option C	-40		+85	°C
Storage Temperature		-55		+125	°C
Solderability	MIL-STD-202 Method 208				
Solvent Resistance	MIL-STD-202 Method 215				
Shock	MIL-STD-202 Method 213 Test Condition I				
Vibration	MIL-STD-202 Method 204 Test Condition C				
Thermal Shock	MIL-STD-202 Method 107 Test Condition B-1				
Seal	MIL-STD-202 Method 112 Test Condition C & D				

Physical Specifications



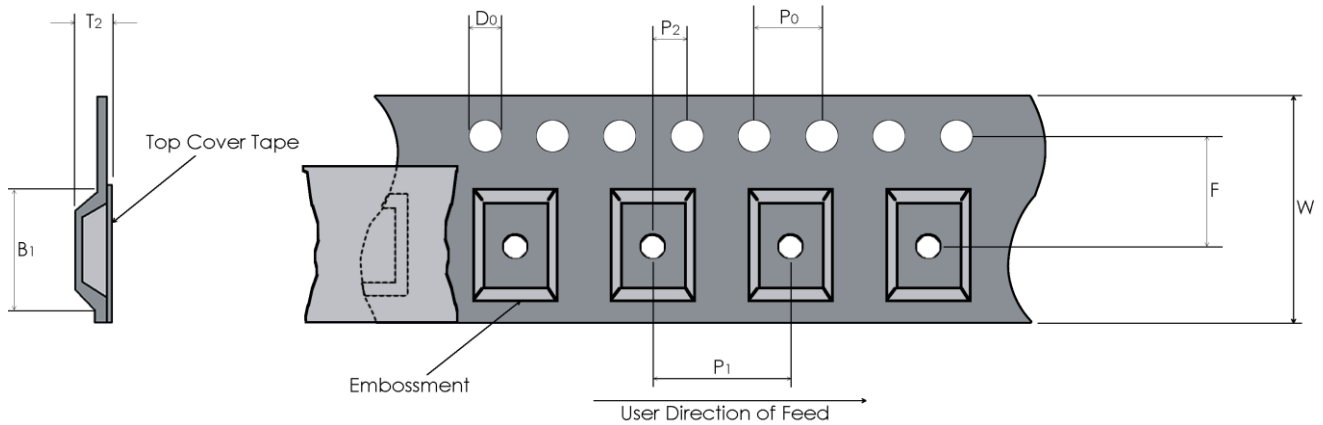
PIN	FUNCTION
1	EFC / N.C.
2	Ground
3	RF Output
4	Supply Voltage

Tolerances (mm) .X = ± 0.5, .XX = ±0.2 unless otherwise specified

Notes:
 1) Connection Pads: Gold(10-40 μ in.) over Nickel (100-250 μ in.)
 2) Additional pads may be present for factory use. Leave unconnected.

Tape and Reel

Embossed Carrier Dimensions (8mm, 12mm, 16mm, 24mm Tape Only)



Tape Dimensions (mm)				Reel Dimensions (mm)					
W	F	Do	Po	P1	P2	B1	T2	Outside Dia.	Parts / Reel
12	5.5	1.5	4.0	8	2.0	5.5	1.7	180	1,000

Recommended Reflow Profile

Reflow Profile: in accordance to IPC/JEDEC J-STD-020 (Latest Revision)

Additional Notes:

- This part has been designed for pick and place reflow soldering
- This part may be reflowed once
- This part should not be reflowed in the inverted position

Packaging

Packaging: All packaging must conform to ESD Controls detailed in ANSI/ESD S20.20 (Latest Revision)

DISCLAIMER: Bliley Technologies, Inc. reserves the right to make changes to the product(s) and/or information contained herein without notice. No liability is assumed as a result of their use or application. No intellectual property rights accompany the sale or delivery of any such product(s) or information.